


# CounterBalance® CounterPlate XL

3.75 x 11.75 | CCH-CBPL

**COUNTER**

**BALANCE®**  
The support you don't see.

The CounterBalance CounterPlate XL provides cost-efficient, quick, easy installs to support overhangs on stone and solid surface countertops. These products give your customers an alternative to banging their knees on pricey corbels and provide superior support and security. These low-profile brackets are hidden from view offering a clean, modern look.



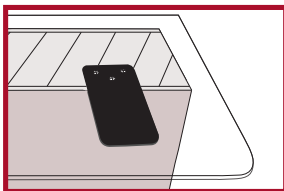
The CounterPlate XL is designed to attach to half walls or pony walls, supporting overhangs on “breakfast bar” style countertops. The CounterPlate XL can support up to a 15” overhang.

Supports should be spaced no more than 16” to 20” apart for optimum performance.



**CCH-CBPL**

CounterBalance  
CounterPlate XL  
3.75 x 11.75



- Low-profile plates provide a clean, “floating” look for your kitchen countertop
- Hot rolled, 7 gauge steel with black powder-coated finish for strength and durability — tested up to 500 lbs
- Mounts on top of half walls to support extended countertop overhangs for “breakfast bar” style applications
- Supports up to a 15” overhang — countertop can extend 6” beyond the support
- Box of 6 XL CounterPlates for bar tops mounted on half walls — supports should be placed every 16” to 20”
- Router Guide available for easy installation
- Dimensions: 11.75” x 3.75” x .1875”

MFG ITEM #	DESCRIPTION
CCH-CBPL	CounterPlate XL - 11-3/4”L; Single CounterPlates
CCH-CBPL-KIT	CounterPlate XL - 11-3/4”L; box of 6 XL CounterPlates
CCH-CBPL-KIT3	CounterPlate XL - 11-3/4”L; box of 3 XL CounterPlates

Order online at [counterbalanceshop.com](http://counterbalanceshop.com) or call 1.800.220.1966  
for Distributor & Volume Pricing!

Chemical Concepts  
410 Pike Road  
Huntingdon Valley, PA 19006

# CounterBalance® CounterPlate

3.75 x 9.75 | CCH-CBP

**COUNTER**

**BALANCE®**  
The support you don't see.

The CounterBalance CounterPlate provides cost-efficient, quick, easy installs to support overhangs on stone and solid surface countertops. These products give your customers an alternative to banging their knees on pricey corbels and provide superior support and security. These low-profile brackets are hidden from view offering a clean, modern look.

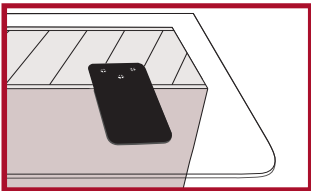


The CounterPlate is designed to attach to half walls or pony walls, supporting overhangs on “breakfast bar” style countertops. The CounterPlate can support up to a 13” overhang.

Supports should be spaced no more than 16 to 20” apart for optimum performance.



**CCH-CBP**  
CounterBalance  
CounterPlate  
3.75 x 9.75



- Low-profile plates provide a clean, “floating” look for your kitchen countertop
- Hot rolled, 7 gauge steel with black powder-coated finish for strength and durability -tested up to 500 lbs
- Mounts on top of half walls to support extended countertop overhangs for “breakfast bar” style applications
- Supports up to a 13” overhang — countertop can extend 6” beyond the support
- Box of 6 CounterPlates for bar tops mounted on half walls — supports should be placed every 16” to 20”
- Router Guide available for easy installation
- Dimensions: 9.75” x 3.75” x .1875”

MFG ITEM #	DESCRIPTION
CCH-CBPL	CounterPlate - 9-3/4”L; single CounterPlates
CCH-CBP-KIT	CounterPlate - 9-3/4”L; box of 6 XL CounterPlates
CCH-CBP-KIT3	CounterPlate - 9-3/4”L; box of 3 XL CounterPlates

Order online at [counterbalanceshop.com](http://counterbalanceshop.com) or call 1.800.220.1966  
for Distributor & Volume Pricing!

Chemical Concepts  
410 Pike Road  
Huntingdon Valley, PA 19006

# CounterBalance® Island Bar | CCH-CBIB

**COUNTER**

**BALANCE®**  
The support you don't see.

The CounterBalance Island Bar provides cost-efficient, quick, easy installs to support overhangs on stone and solid surface countertops. These products give your customers an alternative to banging their knees on pricey corbels and provide superior support and security. These low-profile brackets are hidden from view offering a clean, modern look.

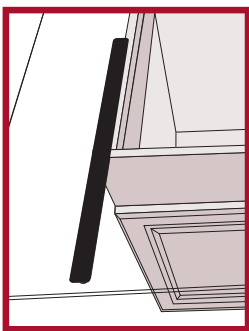


The Island Bar is designed to attach to the left or right cabinet wall, supporting overhangs on “island” and “peninsula” countertops above cabinetry. The Island Bar can support up to an 18” overhang.



## CCH-CBIB

CounterBalance  
Island Bar



- Low-profile brackets provide a clean, “floating” look for your kitchen countertop
- Hot rolled, 7 gauge steel with black powder-coated finish for strength and durability -tested up to 500 lbs
- Mounts on cabinetry to support extended countertop overhangs for “island” and “peninsula” style applications
- Supports up to a 18” overhang — countertop can extend 6” beyond the support
- Box of 3 Island Bars for overhangs on top of cabinetry
- Dimensions: 24” x 1.75” x 1.75”

MFG ITEM #	DESCRIPTION
CCH-CBIB	Island Bar - 24”L; individual Island Bars
CCH-CBIB-KIT	Island Bar - 24”L; box of 3 Island Bars

Order online at [counterbalanceshop.com](http://counterbalanceshop.com) or call 1.800.220.1966  
for Distributor & Volume Pricing!


Chemical Concepts  
410 Pike Road  
Huntingdon Valley, PA 19006

# CounterBalance® CrossBar | CCH-CBXB

**COUNTER**

**BALANCE®**  
The support you don't see.

The CounterBalance CrossBar provides cost-efficient, quick, easy installs to support overhangs on stone and solid surface countertops. These products give your customers an alternative to banging their knees on pricey corbels and provide superior support and security. These low-profile brackets are hidden from view offering a clean, modern look.

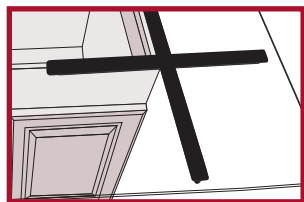


The CrossBar is designed to attach to the corners of cabinets, supporting overhangs in two directions on "island" and "peninsula" countertops above cabinetry. The CrossBar can support up to an 18" overhang in two directions.



**CCH-CBXB**

CounterBalance  
CrossBar



- Low-profile brackets provide a clean, "floating" look for your kitchen countertop
- Hot rolled, 7 gauge steel with black powder-coated finish for strength and durability -tested up to 500 lbs
- Mounts on cabinetry to support extended countertop overhangs for "island" and "peninsula" style applications
- Supports up to a 18" overhang in 2 directions — countertop can extend 6" beyond the support
- CrossBar support bracket designed to mount on the corners of cabinets
- Dimensions: 24" x 24" x 1.75"

**MFG ITEM #**

**CCH-CBXB**

**DESCRIPTION**

Cross Bar - 24" L

Order online at [counterbalanceshop.com](http://counterbalanceshop.com) or call 1.800.220.1966  
for Distributor & Volume Pricing!

Chemical Concepts  
410 Pike Road  
Huntingdon Valley, PA 19006

MADE IN USA

# CounterBalance® CrossBar Mini


## CCH-CBXBM

**COUNTER**

**BALANCE®**

The support you don't see.

The CounterBalance Cross Bar Mini provides cost-efficient, quick, easy installs to support overhangs on stone and solid surface countertops. These products give your customers an alternative to banging their knees on pricey corbels and provide superior support and security. These low-profile brackets are hidden from view offering a clean, modern look.

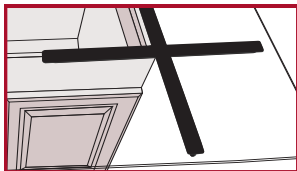


The Cross Bar Mini is designed to attach to the corners of cabinets, supporting overhangs in two directions on “island” and “peninsula” countertops above cabinetry. The Cross Bar Mini can support up to a 15” overhang in two directions.



### CCH-CBXBM

CounterBalance  
CrossBar Mini



- Low-profile brackets provide a clean, “floating” look for your kitchen countertop
- Hot rolled, 7 gauge steel with black powder-coated finish for strength and durability -tested up to 500 lbs
- Mounts on cabinetry to support extended countertop overhangs for “island” and “peninsula” style applications
- Supports up to a 15” overhang in 2 directions — countertop can extend 6” beyond the support
- CrossBar support bracket designed to mount on the corners of cabinets
- Dimensions: 18” x 18” x 1.75”

#### MFG ITEM #

CCH-CBXBM

#### DESCRIPTION

Cross Bar Mini - 18”L

Order online at [counterbalanceshop.com](http://counterbalanceshop.com) or call 1.800.220.1966  
for Distributor & Volume Pricing!

Chemical Concepts  
410 Pike Road  
Huntingdon Valley, PA 19006

MADE IN USA

# CounterBalance® Concealed Bracket CCH-CBCB

**COUNTER**

**BALANCE®**

The support you don't see.

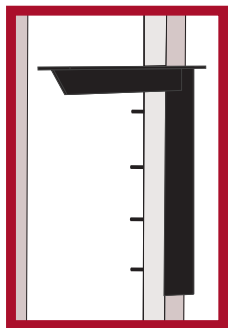
The CounterBalance Concealed Bracket provides secure installs to support stone and solid surface countertops on handicap accessible vanities, and other "floating" work surfaces. The vertical portion of the bracket is concealed behind the dry wall leaving the installed bracket virtually invisible when viewed from above.



The Concealed Bracket is designed to attach to load-bearing studs. The Concealed Bracket can support an overhang extending 6" beyond the length of the bracket as per industry standard recommendations. These products are available in many useful sizes and come in a variety of colors to match your surface.

## CCH-CBCB

CounterBalance  
Concealed  
Bracket



- Low-profile brackets provide a clean, "floating" look for your countertop
- Hot rolled, 7 gauge steel with black powder-coated finish for strength and durability
- Mounts to studs behind drywall
- Available in white, black, grey and almond.
- Available with 9", 12", 18", and 24" support arms Load limit range of 1,800 lbs. to 7,960 lbs. per pair — countertop can extend up to 6" beyond the support
- Supports should be placed every 16" to 20"

Order online at [counterbalanceshop.com](http://counterbalanceshop.com) or call 1.800.220.1966  
for Distributor & Volume Pricing!

Chemical Concepts  
410 Pike Road  
Huntingdon Valley, PA 19006

# CounterBalance® Concealed Bracket CCH-CBCB



MFG ITEM #	DESCRIPTION
CCH-CBCB9-AL	Concealed Bracket - 9"; Almond
CCH-CBCB9-BL	Concealed Bracket - 9"; Black
CCH-CBCB9-GR	Concealed Bracket - 9"; Grey
CCH-CBCB9-WH	Concealed Bracket - 9"; White
CCH-CBCB12-AL	Concealed Bracket - 12"; Almond
CCH-CBCB12-BL	Concealed Bracket - 12"; Black
CCH-CBCB12-GR	Concealed Bracket - 12"; Grey
CCH-CBCB12-WH	Concealed Bracket - 12"; White
CCH-CBCB18-AL	Concealed Bracket - 18"; Almond
CCH-CBCB18-BL	Concealed Bracket - 18"; Black
CCH-CBCB18-GR	Concealed Bracket - 18"; Grey
CCH-CBCB18-WH	Concealed Bracket - 18"; White
CCH-CBCB24-AL	Concealed Bracket - 24"; Almond
CCH-CBCB24-BL	Concealed Bracket - 24"; Black
CCH-CBCB24-GR	Concealed Bracket - 24"; Grey
CCH-CBCB24-WH	Concealed Bracket - 24"; White

Order online at [counterbalanceshop.com](http://counterbalanceshop.com) or call 1.800.220.1966  
for Distributor & Volume Pricing!

Chemical Concepts  
410 Pike Road  
Huntingdon Valley, PA 19006

# CounterBalance® Extended Concealed Bracket | CCH-CBCB-EC

**COUNTER**

**BALANCE®**

The support you don't see.


The CounterBalance Extended Concealed Bracket provides secure installs to support stone and solid surface countertops on handicap accessible vanities, and other "floating" work surfaces. The vertical portion of the bracket is concealed behind the dry wall leaving the installed bracket virtually invisible when viewed from above.



The Extended Concealed Bracket is designed to attach to load-bearing studs and features a vertical extension above the support arm for extra strength. The Extended Concealed Bracket can support an overhang extending 6" beyond the length of the bracket as per industry standard recommendations. These products are available in many useful sizes and come in a variety of colors to match your surface.

## CCH-CBCB-EC

CounterBalance  
Extended Concealed  
Bracket



- Low-profile brackets provide a clean, "floating" look for your countertop
- 1/4" steel with powder-coated finish for strength and durability
- Mounts to studs behind drywall
- Available in white, black, grey and almond.
- Available with 9", 12", 18", and 24" support arms load limit range of 1,800 lbs. to 7,960 lbs. per pair — countertop can extend up to 6" beyond the support
- Supports should be placed every 16" to 20"

Order online at [counterbalanceshop.com](http://counterbalanceshop.com) or call 1.800.220.1966  
for Distributor & Volume Pricing!

Chemical Concepts  
410 Pike Road  
Huntingdon Valley, PA 19006



# CounterBalance® Extended Concealed Bracket | CCH-CBCB-EC



MFG ITEM #	DESCRIPTION
CCH-CBCBEXT9-AL	Extended Concealed Bracket - 9; Almond
CCH-CBCBEXT9-BL	Extended Concealed Bracket - 9; Black
CCH-CBCBEXT9-GR	Extended Concealed Bracket - 9; Grey
CCH-CBCBEXT9-WH	Extended Concealed Bracket - 9; White
CCH-CBCBEXT12-AL	Extended Concealed Bracket - 12; Almond
CCH-CBCBEXT12-BL	Extended Concealed Bracket - 12; Black
CCH-CBCBEXT12-GR	Extended Concealed Bracket - 12; Grey
CCH-CBCBEXT12-WH	Extended Concealed Bracket - 12; White
CCH-CBCBEXT18-AL	Extended Concealed Bracket - 18; Almond
CCH-CBCBEXT18-BL	Extended Concealed Bracket - 18; Black
CCH-CBCBEXT18-GR	Extended Concealed Bracket - 18; Grey
CCH-CBCBEXT18-WH	Extended Concealed Bracket - 18; White
CCH-CBCBEXT24-AL	Extended Concealed Bracket - 24; Almond
CCH-CBCBEXT24-BL	Extended Concealed Bracket - 24; Black
CCH-CBCBEXT24-GR	Extended Concealed Bracket - 24; Grey
CCH-CBCBEXT24-WH	Extended Concealed Bracket - 24; White

Order online at [counterbalanceshop.com](http://counterbalanceshop.com) or call 1.800.220.1966  
for Distributor & Volume Pricing!

Chemical Concepts  
410 Pike Road  
Huntingdon Valley, PA 19006

# CounterBalance® Hybrid Bracket CCH-CBHB

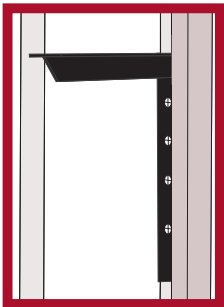
**COUNTER**  
**BALANCE®**  
The support you don't see.

The CounterBalance Hybrid Bracket provides secure installs to support stone and solid surface countertops on handicap accessible vanities, and other “floating” work surfaces. The Hybrid Bracket can be installed either as a Surface Mount or a Concealed Bracket.

The Hybrid Bracket is designed to attach to load-bearing studs. The Hybrid Bracket can support an overhang extending 6” beyond the length of the bracket as per industry standard recommendations. These products are available in many useful sizes and two colors.

## CCH-CBHB

CounterBalance  
Hybrid Bracket



- Low-profile brackets provide a clean, “floating” look for your countertop
- 1/8” steel with powder-coated finish for strength and durability
- Surface mount or concealed mount
- Available in black or white
- Available with 12”, 18”, and 24” support arms load limit range of 1,800 lbs. to 7,960 lbs. per pair — countertop can extend up to 6” beyond the support
- Supports should be placed every 16” to 20”

MFG ITEM #	DESCRIPTION
CCH-CBHB12-BL	Hybrid Bracket - 12”; Black
CCH-CBHB12-WH	Hybrid Bracket - 12”; White
CCH-CBHB18-BL	Hybrid Bracket - 18”; Black
CCH-CBHB18-WH	Hybrid Bracket - 18”; White
CCH-CBHB24-BL	Hybrid Bracket - 24”; Black
CCH-CBHB24-WH	Hybrid Bracket - 24; White

Order online at [counterbalanceshop.com](http://counterbalanceshop.com) or call 1.800.220.1966  
for Distributor & Volume Pricing!

Chemical Concepts  
410 Pike Road  
Huntingdon Valley, PA 19006

# CounterBalance® Workstation Brackets | CCH-CBWB


**COUNTER**

**BALANCE®**

The support you don't see.


The CounterBalance Workstation Bracket provides cost-efficient, secure installs to support stone and solid surface countertops on handicap accessible vanities, and other “floating” work surfaces. These products are available in many useful sizes and come in a variety of colors to match your surface.

The Workstation Bracket is designed to attach to load-bearing studs. The Workstation Bracket can support an overhang extending 6” beyond the length of the bracket as per industry standard recommendations.



**CCH-CBWB**

CounterBalance  
Workstation  
Brackets



- Multiple 1/4” mounting holes per side (mounting hardware not included)
- Available in standard textured powder coat finishes including black, brown, white, gray and almond
- Available in 8 sizes
- Reversible design makes brackets versatile and easy to use
- Powder coated 1/8” Steel for strength and durability — load limit range of 1,420 lbs. to 2,920 lbs. per pair
- The 6 larger sizes have a 3” x 3” — 45° notch that allows for wall cleat and wire run clearance.
- Packaged in equal quantities of rights and lefts.
- All bracket sizes and colors are available in a Made in the USA version

Order online at [counterbalanceshop.com](http://counterbalanceshop.com) or call 1.800.220.1966  
for Distributor & Volume Pricing!

Chemical Concepts  
410 Pike Road  
Huntingdon Valley, PA 19006

MADE IN USA

# CounterBalance® Workstation Brackets | CCH-CBWB

## COUNTER

# BALANCE®

The support you don't see.

MFG ITEM #	DESCRIPTION
CCH-CBWB58BL-US	Workstation Bracket 5"x8"; Black; US
CCH-CBWB58WH-US	Workstation Bracket 5"x8"; White; US
CCH-CBWB58GR-US	Workstation Bracket 5"x8"; Gray; US
CCH-CBWB58AL-US	Workstation Bracket 5"x8"; Almond; US
CCH-CBWB58PR-US	Workstation Bracket 5"x8"; Primed; US
CCH-CBWB58BL-IM	Workstation Bracket 5"x8"; Black; Import
CCH-CBWB58WH-IM	Workstation Bracket 5"x8"; White; Import
CCH-CBWB58GR-IM	Workstation Bracket 5"x8"; Gray; Import
CCH-CBWB58AL-IM	Workstation Bracket 5"x8"; Almond; Import
CCH-CBWB58PR-IM	Workstation Bracket 5"x8"; Primed; Import
CCH-CBWB812BL-US	Workstation Bracket 8"x12"; Black; US
CCH-CBWB812WH-US	Workstation Bracket 8"x12"; White; US
CCH-CBWB812GR-US	Workstation Bracket 8"x12"; Gray; US
CCH-CBWB812AL-US	Workstation Bracket 8"x12"; Almond; US
CCH-CBWB812PR-US	Workstation Bracket 8"x12"; Primed; US
CCH-CBWB812SS-US	Workstation Bracket 8"x12"; Stainless Steel; US
CCH-CBWB812BL-IM	Workstation Bracket 8"x12"; Black; Import
CCH-CBWB812WH-IM	Workstation Bracket 8"x12"; White; Import
CCH-CBWB812GR-IM	Workstation Bracket 8"x12"; Gray; Import
CCH-CBWB812AL-IM	Workstation Bracket 8"x12"; Almond; Import
CCH-CBWB812PR-IM	Workstation Bracket 8"x12"; Primed; Import
CCH-CBWB1218BL-US	Workstation Bracket 12"x18"; Black; US
CCH-CBWB1218WH-US	Workstation Bracket 12"x18"; White; US
CCH-CBWB1218GR-US	Workstation Bracket 12"x18"; Gray; US
CCH-CBWB1218AL-US	Workstation Bracket 12"x18"; Almond; US
CCH-CBWB1218PR-US	Workstation Bracket 12"x18"; Primed; US
CCH-CBWB1218BL-IM	Workstation Bracket 12"x18"; Black; Import
CCH-CBWB1218WH-IM	Workstation Bracket 12"x18"; White; Import
CCH-CBWB1218GR-IM	Workstation Bracket 12"x18"; Gray; Import
CCH-CBWB1218AL-IM	Workstation Bracket 12"x18"; Almond; Import
CCH-CBWB1218PR-IM	Workstation Bracket 12"x18"; Primed; Import
CCH-CBWB1521BL-US	Workstation Bracket 15"x21"; Black; US
CCH-CBWB1521WH-US	Workstation Bracket 15"x21"; White; US
CCH-CBWB1521GR-US	Workstation Bracket 15"x21"; Gray; US
CCH-CBWB1521AL-US	Workstation Bracket 15"x21"; Almond; US
CCH-CBWB1521PR-US	Workstation Bracket 15"x21"; Primed; US
CCH-CBWB1521SS-US	Workstation Bracket 15"x21"; Stainless Steel; US
CCH-CBWB1521BL-IM	Workstation Bracket 15"x21"; Black; Import
CCH-CBWB1521WH-IM	Workstation Bracket 15"x21"; White; Import
CCH-CBWB1521GR-IM	Workstation Bracket 15"x21"; Gray; Import
CCH-CBWB1521AL-IM	Workstation Bracket 15"x21"; Almond; Import
CCH-CBWB1521PR-IM	Workstation Bracket 15"x21"; Primed; Import

MFG ITEM #	DESCRIPTION
CCH-CBWB1818BL-US	Workstation Bracket 18"x18"; Black; US
CCH-CBWB1818WH-US	Workstation Bracket 18"x18"; White; US
CCH-CBWB1818GR-US	Workstation Bracket 18"x18"; Gray; US
CCH-CBWB1818AL-US	Workstation Bracket 18"x18"; Almond; US
CCH-CBWB1818PR-US	Workstation Bracket 18"x18"; Primed; US
CCH-CBWB1818BL-IM	Workstation Bracket 18"x18"; Black; Import
CCH-CBWB1818WH-IM	Workstation Bracket 18"x18"; White; Import
CCH-CBWB1818GR-IM	Workstation Bracket 18"x18"; Gray; Import
CCH-CBWB1818AL-IM	Workstation Bracket 18"x18"; Almond; Import
CCH-CBWB1818PR-IM	Workstation Bracket 18"x18"; Primed; Import
CCH-CBWB1824BL-US	Workstation Bracket 18"x24"; Black; US
CCH-CBWB1824WH-US	Workstation Bracket 18"x24"; White; US
CCH-CBWB1824GR-US	Workstation Bracket 18"x24"; Gray; US
CCH-CBWB1824AL-US	Workstation Bracket 18"x24"; Almond; US
CCH-CBWB1824PR-US	Workstation Bracket 18"x24"; Primed; US
CCH-CBWB1824SS-US	Workstation Bracket 18"x24"; Stainless Steel; US
CCH-CBWB1824BL-IM	Workstation Bracket 18"x24"; Black; Import
CCH-CBWB1824WH-IM	Workstation Bracket 18"x24"; White; Import
CCH-CBWB1824GR-IM	Workstation Bracket 18"x24"; Gray; Import
CCH-CBWB1824AL-IM	Workstation Bracket 18"x24"; Almond; Import
CCH-CBWB1824PR-IM	Workstation Bracket 18"x24"; Primed; Import
CCH-CBWB2424BL-US	Workstation Bracket 24"x24"; Black; US
CCH-CBWB2424WH-US	Workstation Bracket 24"x24"; White; US
CCH-CBWB2424GR-US	Workstation Bracket 24"x24"; Gray; US
CCH-CBWB2424AL-US	Workstation Bracket 24"x24"; Almond; US
CCH-CBWB2424PR-US	Workstation Bracket 24"x24"; Primed; US
CCH-CBWB2424BL-IM	Workstation Bracket 24"x24"; Black; Import
CCH-CBWB2424WH-IM	Workstation Bracket 24"x24"; White; Import
CCH-CBWB2424GR-IM	Workstation Bracket 24"x24"; Gray; Import
CCH-CBWB2424AL-IM	Workstation Bracket 24"x24"; Almond; Import
CCH-CBWB2424PR-IM	Workstation Bracket 24"x24"; Primed; Import
CCH-CBWB2429BL-US	Workstation Bracket 24"x29"; Black; US
CCH-CBWB2429WH-US	Workstation Bracket 24"x29"; White; US
CCH-CBWB2429GR-US	Workstation Bracket 24"x29"; Gray; US
CCH-CBWB2429AL-US	Workstation Bracket 24"x29"; Almond; US
CCH-CBWB2429PR-US	Workstation Bracket 24"x29"; Primed; US
CCH-CBWB2429BL-IM	Workstation Bracket 24"x29"; Black; Import
CCH-CBWB2429WH-IM	Workstation Bracket 24"x29"; White; Import
CCH-CBWB2429GR-IM	Workstation Bracket 24"x29"; Gray; Import
CCH-CBWB2429AL-IM	Workstation Bracket 24"x29"; Almond; Import
CCH-CBWB2429PR-IM	Workstation Bracket 24"x29"; Primed; Import

Order online at [counterbalanceshop.com](http://counterbalanceshop.com) or call 1.800.220.1966  
for Distributor & Volume Pricing!

Chemical Concepts  
410 Pike Road  
Huntingdon Valley, PA 19006

# CounterBalance® CornerPlate

## CCH-CBCP

**COUNTER**

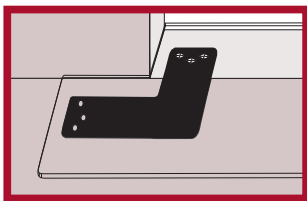

**BALANCE®**

The support you don't see.

The CounterBalance CornerPlate provides cost-efficient, quick, easy installs to support overhangs on stone and solid surface countertops. These products give your customers an alternative to banging their knees on pricey corbels and provide superior support and security. These low-profile brackets are hidden from view offering a clean, modern look.

The CornerPlate is designed to attach to stud walls, supporting overhangs on breakfast bars both forward and to the right or left of the half-wall opening. The CornerPlate can support up to a 13" overhang forward and up to a 14" overhang to one side.

**CCH-CBCP**  
CounterBalance  
CornerPlate



- Low-profile plates provide a clean, "floating" look for your kitchen countertop
- Hot rolled, 7 gauge steel with black powder-coated finish for strength and durability - tested up to 500 lbs
- Mounts on top of half walls to support extended countertop overhangs for "breakfast bar" style applications
- Supports up to a 15" overhang forward and up to a 13" overhang to one side — countertop can extend up to 6" beyond the support
- CornerPlate designed to mount on the beginning or end of bar tops — supports should be placed every 16" to 20"
- Dimensions: 11.75" x 11.75" x .1875"

MFG ITEM #	DESCRIPTION
CCH-CBCP	CornerPlate

Order online at [counterbalanceshop.com](http://counterbalanceshop.com) or call 1.800.220.1966  
for Distributor & Volume Pricing!

Chemical Concepts  
410 Pike Road  
Huntingdon Valley, PA 19006

Stainless Steel

# CounterBalance® CounterPlate XL

3.75 x 11.75 | CCH-CBPLSS

**COUNTER**  
**BALANCE®**  
The support you don't see.

The CounterBalance CounterPlate XL provides cost-efficient, quick, easy installs to support overhangs on stone and solid surface countertops. These products give your customers an alternative to banging their knees on pricey corbels and provide superior support and security. These low-profile brackets are hidden from view offering a clean, modern look. Easily sterilized to prevent and fight infection.

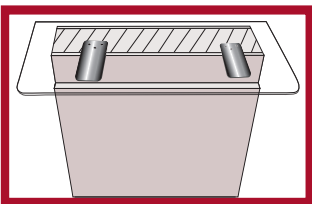
The CounterPlate XL is designed to attach to half walls or pony walls, supporting overhangs on “breakfast bar” style countertops. The CounterPlate XL can support up to a 15” overhang.

Supports should be spaced no more than 16” to 20” apart for optimum performance.



### CCH-CBPLSS

CounterBalance  
CounterPlate XL  
3.75 x 11.75



#### For use in sterile environments where stainless steel must be used:

- Hospitals • Labs • Clinics • Pharmaceutical • Clean rooms
- Low-profile plates provide a clean, “floating” look for your kitchen countertop
- Made from 304 stainless steel for strength and durability  
-tested up to 500 lbs
- Easily sterilized to prevent and fight infection
- Mounts on top of half walls to support extended countertop overhangs for “breakfast bar” style applications
- Supports up to a 15” overhang — countertop can extend 6” beyond the support
- XL CounterPlates are for bar tops mounted on half walls — Sold Individually supports should be placed every 16” to 20”
- Router Guide available for easy installation
- Dimensions: 11.75” x 3.75” x .1875”

#### MFG ITEM #

CCH-CBPLSS

#### DESCRIPTION

CounterPlate XL - 11-3/4”L; Single CounterPlates

Order online at [counterbalanceshop.com](http://counterbalanceshop.com) or call 1.800.220.1966  
for Distributor & Volume Pricing!

Chemical Concepts  
410 Pike Road  
Huntingdon Valley, PA 19006

MADE IN USA

Stainless Steel

# CounterBalance® CounterPlate

3.75 x 9.75 | CCH-CBPSS

COUNTER

**BALANCE®**

The support you don't see.

The CounterBalance CounterPlate provides cost-efficient, quick, easy installs to support overhangs on stone and solid surface countertops. These products give your customers an alternative to banging their knees on pricey corbels and provide superior support and security. These low-profile brackets are hidden from view offering a clean, modern look. Easily sterilized to prevent and fight infection.

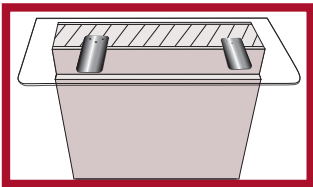
The CounterPlate is designed to attach to half walls or pony walls, supporting overhangs on “breakfast bar” style countertops. The CounterPlate can support up to a 13” overhang.

Supports should be spaced no more than 16 to 20” apart for optimum performance.



**CCH-CBPSS**

CounterBalance  
CounterPlate  
3.75 x 9.75



**For use in sterile environments where stainless steel must be used:**

- Hospitals • Labs • Clinics • Pharmaceutical • Clean rooms
- Low-profile plates provide a clean, “floating” look for your kitchen countertop
- Hot rolled, 7 gauge steel with black powder-coated finish for strength and durability -tested up to 500 lbs
- Mounts on top of half walls to support extended countertop overhangs for “breakfast bar” style applications
- Supports up to a 13” overhang — countertop can extend 6” beyond the support
- Box of 6 CounterPlates for bar tops mounted on half walls — supports should be placed every 16” to 20”
- Router Guide available for easy installation
- Dimensions: 9.75” x 3.75” x .1875”

MFG ITEM #

CCH-CBPSS

DESCRIPTION

CounterPlate - 9-3/4”L; Single CounterPlates

Order online at [counterbalanceshop.com](http://counterbalanceshop.com) or call 1.800.220.1966  
for Distributor & Volume Pricing!

Chemical Concepts  
410 Pike Road  
Huntingdon Valley, PA 19006

MADE IN USA