







Features & Benefits

-  Cure on demand
-  Optically clear
-  Resistant to yellowing
-  Fast curing with low-power lamps
-  100% solids, no solvents
-  Excellent adhesion to metal and glass

Description

PERMABOND® UV620 is a single part, fast curing, UV curable adhesive. Its excellent optical clarity and resistance to yellowing make it ideal for bonding glass and crystal for a high quality finish. It is well suited for a variety of applications including glass furniture, decorative ornaments and other glass objects where high strength and appearance are required.

Physical Properties of Uncured Adhesive

| | |
|----------------------|-----------------------------------|
| Chemical composition | Methacrylate ester |
| Appearance | Colourless, clear |
| Viscosity @ 25°C | 20 rpm: 2,200-2,900 mPa.s (cP) |
| Specific gravity | 1.0 |

Typical Curing Properties

| | |
|-----------------------|--|
| Typical fixture time* | Low power 4mW/cm ² battery lamp: 5 secs |
| | LED 100mW/cm ² lamp: 2 secs |
| | UV light guide 30W/cm ² : 1 sec |
| Cure wavelength | 365 - 400 nm |

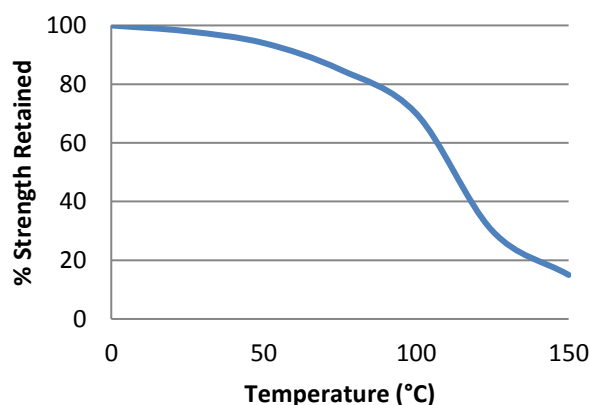
*The cure time depends on the power of the UV lamp, its spectral output, the distance between the lamp and the components, and the transmission characteristics of the substrates.

Typical Performance of Cured Adhesive

| | |
|--|---|
| Tensile strength (ASTM D-2095-69) steel to glass* | 9-10 N/mm ² (1300 psi – 1450 psi) |
| Tensile strength (ISO37) | 16 N/mm ² (2300 psi) |
| Refractive index (cured) | >1.490 |
| Elongation (ISO37) | >80% |
| Hardness (ISO868) | 60-75 Shore D |
| Dielectric strength | 12 KV/mm |
| Dielectric constant 1MHz@25°C | 4 |
| Water absorption (ISO62) 2 hours in boiling water | <4% |

*Strength results will vary depending on the level of surface preparation and gap.

Hot Strength



"Hot strength" shear strength tests performed on glass to mild steel. Fully cured specimens conditioned to pull temperature for 30 minutes before testing at temperature.

UV620 can withstand higher temperatures for brief periods (such as for paint baking and wave soldering processes) providing the joint is not unduly stressed. The minimum temperature the cured adhesive can be exposed to is -55°C (-67°F) depending on the materials being bonded.

The information given and the recommendations made herein are based on our research and are believed to be accurate but no guarantee of their accuracy is made. In every case we urge and recommend that purchasers before using any product in full-scale production make their own tests to determine to their own satisfaction whether the product is of acceptable quality and is suitable for their particular purpose under their own operating conditions. THE PRODUCTS DISCLOSED HEREIN ARE SOLD WITHOUT ANY WARRANTY AS TO MERCHANTABILITY OR FITNESS FOR A PARTICULAR PURPOSE OR ANY OTHER WARRANTY, EXPRESS OR IMPLIED.

No representative of ours has any authority to waive or change the foregoing provisions but, subject to such provisions, our engineers are available to assist purchasers in adapting our products to their needs and to the circumstances prevailing in their business. Nothing contained herein shall be construed to imply the non-existence of any relevant patents or to constitute a permission, inducement or recommendation to practice any invention covered by any patent, without authority from the owner of this patent. We also expect purchasers to use our products in accordance with the guiding principles of the Chemical Manufacturers Association's Responsible Care® program.

Additional Information

This product is not recommended for use in contact with strong oxidizing materials.

Information regarding the safe handling of this material may be obtained from the Safety Data Sheet.

Users are reminded that all materials, whether innocuous or not, should be handled in accordance with the principles of good industrial hygiene.

This Technical Datasheet (TDS) offers guideline information and does not constitute a specification.

Surface Preparation

Surfaces should be clean, dry and grease-free before applying the adhesive. Particular care should be taken to remove silicone based cleaning agents which may have been used previously to clean glass.

Some metals such as aluminium, copper and its alloys, will benefit from light abrasion with emery cloth (or similar) to remove the oxide layer.

Isopropanol can be used to degrease most surfaces.

Where thermoplastic surfaces are involved we recommend tests are done to ensure compatibility, mold release agents may affect bond strength.

Directions for Use

- 1) Adhesive can either be applied directly from the bottle or dispensed via automated dispensing equipment for more accurate dosing. Minimise exposure of product to ambient light.
- 2) It is important to try to prevent air entrapment within the joint as this could be detrimental to the finished appearance of the adhesive.
- 3) Parts should be firmly held and not disturbed during cure. Expose the joint to ultra-violet light for the appropriate time to ensure full cure. Cure time depends on the power of the UV lamp, its spectral output, the distance between the lamp and the components, and the transmission characteristics of the substrates.
- 4) For help selecting a suitable lamp and/or dispensing equipment, please contact the Permabond technical helpline.

Video Link

UV adhesive directions for use:

<https://youtu.be/hPUoSocmEW4>



Other Products Available

Anaerobics

- Thread lockers
- Thread sealants
- Gasket makers
- Sealants / retainers

Cyanoacrylates

- Instant adhesives
- For rapid bonding of metals, plastics, rubber and many other materials

Epoxies

- Two-part room temperature cure adhesives
 - Single-part heat cure adhesives
- Modified Technology (MT) flexible grades available

MS-Polymers

- Single-part, moisture-curing, flexible sealants

Polyurethanes

- Two-part room temperature curing adhesives

Toughened Acrylics

- Rapid curing, high strength structural adhesives

UV Light Cured Adhesives

- Glass / plastic bonding
 - Optically clear
 - Non-yellowing

Storage & Handling

Storage Temperature

5 to 25°C (41 to 77°F)

Protect liquid adhesive from room lighting.

www.permabond.com

• UK: 0800 975 9800

• General Enquiries: +44 (0)1962 711661

• US: 732-868-1372

• Asia: + 86 21 5773 4913

info.europe@permabond.com

info.americas@permabond.com

info.asia@permabond.com

The information given and the recommendations made herein are based on our research and are believed to be accurate but no guarantee of their accuracy is made. In every case we urge and recommend that purchasers before using any product in full-scale production make their own tests to determine to their own satisfaction whether the product is of acceptable quality and is suitable for their particular purpose under their own operating conditions. THE PRODUCTS DISCLOSED HEREIN ARE SOLD WITHOUT ANY WARRANTY AS TO MERCHANTABILITY OR FITNESS FOR A PARTICULAR PURPOSE OR ANY OTHER WARRANTY, EXPRESS OR IMPLIED.

No representative of ours has any authority to waive or change the foregoing provisions but, subject to such provisions, our engineers are available to assist purchasers in adapting our products to their needs and to the circumstances prevailing in their business. Nothing contained herein shall be construed to imply the non-existence of any relevant patents or to constitute a permission, inducement or recommendation to practice any invention covered by any patent, without authority from the owner of this patent. We also expect purchasers to use our products in accordance with the guiding principles of the Chemical Manufacturers Association's Responsible Care® program.