

## Z-POXY HP

### Novolac Epoxy Sealer

#### DESCRIPTION

**Z-Poxy HP** is a high-build, 100% solids novolac epoxy coating. It provides resistance to harsh chemicals, including sulfuric acid, and can be used as a topcoat over epoxy and polyurethane coatings.

#### FEATURES

- Hard-wearing surface
- Chemical-resistant
- 100% solids system
- Liquid-applied
- Usable with aggregate broadcast
- Durable, low-maintenance flooring
- Excellent resistance to sulfuric acid and a wide range of industrial chemicals
- Solvent-free
- Seamless protection of concrete
- Creates a slip-resistant floor finish
- No VOC's—nearly odor-free application

#### AREAS OF USE/APPLICATION

- Chemical-resistant industrial flooring and walls
- Primary containment of water and wastewater
- Secondary containment of many chemicals
- Floors, gutters and troughs
- Manholes, wet wells, and lift stations
- Wastewater treatment plants
- Pulp and paper mills
- Metal-treatment plants
- Battery storage areas
- Production areas
- Food processing areas
- Waste areas
- Horizontal surfaces
- Interior or exterior below grade
- Concrete and masonry

#### TYPICAL PROPERTIES

Property	Value
Tack-free time at 75°F (24°C)	4-6 hours
Initial Cure at 75°F (24°C)	24 hours
Light Traffic at 75°F (24°C)	16 hours
Full Chemical-Resistance at 75°F (24°C)	7 Days
Mix Ratio by Volume	2 to 1
Application Temperature Range	50-120°F (10-49°C)
Service Temperature Range	50-90°F (10-32°C)



chemical-concepts.com

**800.220.1966**

410 Pike Road • Huntingdon Valley, PA 19006

**TEST DATA\***

<b>Property</b>	<b>Value</b>	<b>Test Methods</b>
Mixed Viscosity at 75°F (24°C)	4,000 cps	ASTM D 2393
Pot Life at 75°F (24°C)	30-35 mins	ASTM D 2471
Bond Strength (MPa), 14-day Moist Cure	2,640 (18.2) 100% concrete failure	ASTM C 882
Compressive Strength (MPa)	14,300 psi (99)	ASTM D 695
Tensile Strength (MPa)	5,700 (39)	ASTM D 638
Tensile Elongation, cured 7 days at 75°F (24°C)	3-4%	ASTM D 638
Hardness, Shore D	85-87	ASTM D 2240
Abrasion Resistance Coating	40 L/mil	ASTM D 968

*\*7-day cure at 70°F (21°C) and 50% relative humidity. All application and performance values are typical for the material, buy may vary with test methods, conditions, and configurations.*

**CHEMICAL RESISTANCE\* (Based on 7-day immersion test at 70°F (21°C))**

<b>Chemical</b>	<b>Results</b>
Hydrochloric Acid, 50%	Regular Contact
Hydrofluoric Acid, 50%	Regular Contact
Nitric Acid, 25%	Occasional Contact
Sulfuric Acid, 10%	Regular Contact
Sulfuric Acid, 25%	Regular Contact
Sulfuric Acid, 50%	Regular Contact
Sulfuric Acid, 98%	Occasional Contact
Phosphoric Acid, 50%	Regular Contact
Acetic Acid, 10%	Regular Contact
Sodium Hydroxide, 50%	Regular Contact
Ammonia, 10%	Regular Contact
Bleach Concentrate	Regular Contact
Bleach, 5%	Regular Contact
Urea (Saturated)	Regular Contact
Sugar (Saturated)	Regular Contact
Sodium Chloride (Saturated)	Regular Contact
Methanol	Regular Contact
Butanol	Regular Contact
Acetone	Occasional Contact
Mineral Spirits	Regular Contact
Xylene	Regular Contact
Lubrication Oil	Regular Contact
Gasoline	Regular Contact
Skydrol	Regular Contact

*\*7-day cure at 70°F (21°C) and 50% relative humidity.*

---

## HOW TO USE

### **SURFACE PREPARATION:**

New concrete floors should be clean, dust-free and at least 28 days old before applying Z-Poxy HP. Older floors should be cleaned and texturized by mechanical means (sand blasting or scabbling) or acid etching. Starting with a clean, even textured floor is most important.

### **MIXING:**

1. Thorough stir each separate component (epoxy resin Part A and the hardener Part B before mixing the 2 components together
2. The mix ratio by volume is 2-parts resin (Part A) with 1-part hardener (Part B). Combine 1-part hardener (Part B) with 2-parts resin (Part A) in a clean, suitably-sized container. Scrape the sides of the containers to remove as much material as possible to ensure accurate mixing ratio.
3. Mix the components together using a slow speed (400-600 rpm) drill with jiffy mixer for at least 3 minutes until uniform in color with no streaks of color in the mixture.

### **AS A TROWEL-DOWN TOPPING:**

1. After mixing, slowly add 2-3 parts clean, dry sand by volume to 1-part mixed Z-Poxy HP by volume.
2. Trowel or screed the sand-modified Z-Poxy HP to desired thickness (minimum ¼" or 6mm)
3. This method will be tack-free in 4-6 hours and ready for heavy traffic after 24 hours

### **AS A COATING FOR CONCRETE SUBSTRATES:**

1. Apply the mixed product to the clean, primed surface by roller or brush. Use the shortest nap roller suitable for the prepared substrate profile.
2. Backroll the coating to ensure good wetting of the substrate, uniform thickness of the coating, and removal of any roller marks.
3. Apply two 20-mil coats at the rate of 80 ft<sup>2</sup>/ gallon per coat
4. To make the coating slip-resistant, broadcast clean and dry sand into the first coat while it is wet. Apply sand to the point of saturation (approximately 80 lbs/ 100ft<sup>2</sup>). When coating is dry, sweep excess sand and apply the second coat of Z-Poxy HP.
5. Recoating must be done within 24 hours at 70°F (21°C). After 24 hours, mechanically abrade the entire surface of the coating and clean with acetone or xylene. Allow Z-Poxy HP to dry and reapply the coating within 1 hour.

### **AS A TOPCOAT FOR EPOXY OR POLYURETHANE FLOOR AND WALL COATINGS:**

1. When applying Z-Poxy HP over an existing coating, first conduct a test application
2. Lightly sand the surface with medium sandpaper or a 60-80 mesh 3M screen back, vacuum up all dust and solvent wipe floor with acetone. Allow to dry.
3. Apply the Z-Poxy HP within 1 hour and according to application instructions.

---

## SPECIFICATIONS

	<b>Part A</b>	<b>Part B</b>
<b>Physical Form</b>	Viscous Liquid	Liquid
<b>Color</b>	Pigmented	Clear to Light Amber
<b>Odor</b>	Acrylate	Amine
<b>Specific Gravity</b>	1.13	1.13
<b>Flash Point (TCC)</b>	200+°F	200+°F

**AVAILABLE COLORS**

Brick Red



Fire Engine Red



Orange



Safety Yellow



Hunter Green



Safety Green




Azure Blue




Ford Blue



Twilight Gold



Beige




Black




Battleship Gray




Dark Gray




French Gray



Canadian Gray



White



Clear

Actual epoxy color may slightly differ from color chart



chemical-concepts.com

**800.220.1966**

410 Pike Road • Huntingdon Valley, PA 19006