




## Features & Benefits

-  Brush on liquid
-  Quick & easy to use
-  Use with Permabond® Structural Acrylic (TA) adhesives

## Description

Permabond® Initiator 41 is used in conjunction with Permabond TA (structural acrylic) adhesives as a no-mix resin and initiator system. Its solvent free formulation allows a long open time if required. Alternatively, parts can be bonded immediately after application (no need to wait for evaporation).

## Physical Properties

Colour	Amber
Viscosity	<50 mPa.s
Flashpoint	>90°C
Specific Gravity	1.0
On-part life	30 minutes
Handling time 23°C (with Permabond® TA435)	Gap+: ~0mm (0 in) <2 minutes 0.25mm (0.01 in) 10 minutes 0.5mm (0.02 in) 20 minutes

## Storage & Handling

Storage Temperature	5 to 25°C
---------------------	-----------

## Additional Information

Users are reminded that all materials, whether innocuous or not, should be handled in accordance with the principles of good industrial hygiene. Full information can be obtained from the Material Safety Data Sheet.

## Directions for Use

- Surfaces should be clean, dry and grease-free prior to initiator application.
- Permabond® Initiator 41 should be applied either by wiping (using a clean cloth), spraying or brushing onto part. For best results it should be a thin even coating.
- Permabond® TA structural acrylic should be applied to the corresponding part.
- When the two parts marry, the adhesive is reacted and will cure. Parts should be clamped firmly and not disturbed for the duration of the handling time (as per table on the left).
- Excess initiator can be cleaned off using a suitable alcohol (such as isopropanol, acetone or MEK).
- For maximum bond strength, allow adhesive to cure for 24 hours at 23°C.
- Permabond® Initiator 41 is formulated to minimise attack and maximise performance on certain plastics. However, it is recommended that the product is tested for compatibility prior to use in production.

**Do not mix Permabond® Initiator directly with large quantities of structural acrylic adhesive.**

**This Technical Datasheet (TDS) offers guideline information and does not constitute a specification.**

[www.permabond.com](http://www.permabond.com)

• UK: 0800 975 9800

• General Enquiries: +44 (0)1962 711661

• US: 732-868-1372

• Asia: + 86 21 5773 4913

[info.europe@permabond.com](mailto:info.europe@permabond.com)

[info.americas@permabond.com](mailto:info.americas@permabond.com)

[info.asia@permabond.com](mailto:info.asia@permabond.com)

The information given and the recommendations made herein are based on our research and are believed to be accurate but no guarantee of their accuracy is made. In every case we urge and recommend that purchasers before using any product in full-scale production make their own tests to determine to their own satisfaction whether the product is of acceptable quality and is suitable for their particular purpose under their own operating conditions. THE PRODUCTS DISCLOSED HEREIN ARE SOLD WITHOUT ANY WARRANTY AS TO MERCHANTABILITY OR FITNESS FOR A PARTICULAR PURPOSE OR ANY OTHER WARRANTY, EXPRESS OR IMPLIED.

No representative of ours has any authority to waive or change the foregoing provisions but, subject to such provisions, our engineers are available to assist purchasers in adapting our products to their needs and to the circumstances prevailing in their business. Nothing contained herein shall be construed to imply the non-existence of any relevant patents or to constitute a permission, inducement or recommendation to practice any invention covered by any patent, without authority from the owner of this patent. We also expect purchasers to use our products in accordance with the guiding principles of the Chemical Manufacturers Association's Responsible Care® program.